
























GEORGIA'S STEM Careers to 2020

Science, Technology, Engineering, and Mathematics

Knowledge Understanding of principles and facts of subject matter ● full knowledge required ○ some knowledge required Education Typical education needed to enter an occupation  jobs involve work that produces products or services that protect or restore the environment or conserve natural resources.  jobs have faster than state average job growth, above state average wages, and have at least 100 annual openings.	Knowledge														Education				Occupational Characteristics					
	Administration and Management	Biology/Chemistry	Design/Bldg and Construction	Clerical/Customer and Personal Svc	Telecom/Communications and Media	Computers and Electronics	Economics and Accounting	Education and Training	Engineering and Technology	English Language	Law and Govt/Public Safety and Security	Mathematics	Mechanical/Production and Processing	Medicine and Dentistry	Personnel and Human Resources	Physics	Psychology/Sociology and Anthropology	Therapy/Counseling	Doctoral or Professional Degree	Master's Degree	Bachelor's Degree	HS Diploma/Some College/Assoc Degree	2012 Annual Wage	2010-20 Annual Openings
Life and Physical Science, Engineering, Mathematics, and Information Technology Occupations																								
Actuaries	●					●	●			○	●									✓			\$100,000	90
Biological Technicians		●								●	●									✓			\$40,900	130
Civil Engineers 	●		●	○				●	●	○	●			●						✓			\$77,200	90
Computer & Information Systems Managers 	●			○	○	●	●			●		○		●						✓			\$118,500	350
Computer Programmers	●			○		●				●	●									✓			\$75,700	230
Computer Support Specialists 	●			●	○	●		●	●												✓		\$49,200	830
Computer Systems Analysts 	●			○		●		●	●		●									✓			\$78,000	810
Database Administrators 				●		●				●	●									✓			\$81,800	150
Electrical Engineers 	●		○	○		●		●	●	○	●	○			●					✓			\$81,100	70
Electronics Engineers, Except Computer 	●		○			●		●	●		●	●			●					✓			\$86,300	120
Supervisors of Non-Retail Sales Workers	●			○			●	●		●	●			●							✓		\$77,300	230
Industrial Engineers 	●		○	○		●		●	●	●	●	●								✓			\$82,200	130
Info Sec Analysts, Web Dev, & Comp Network Architects	●		○	○	●	●		●	●	○										✓			\$83,100	190
Mechanical Engineers 	●		○	○		●		●	●		●	●			●					✓			\$79,200	120
Network & Computer Systems Administrators 	●					●				●	●									✓			\$77,100	470
Operations Research Analysts	●					●		●	●		●	○								✓			\$69,500	110
Sales Reps, Wholesale & Mfg, Tech & Scientific Products 				○		●			●			○								✓			\$78,400	560
Software Developers, Applications 						●		●	●		●									✓			\$85,700	350
Software Developers, Systems Software 			○	○		●		●	●		●									✓			\$97,900	320
Statisticians	●					●			●	●									✓				\$77,000	60
Health Occupations																								
Dental Hygienists 				○				●	●				●				○				✓		\$65,100	350
Dentists, General 	●	●		○			●		●				●	●			○		✓				\$194,300	190
Dietitians & Nutritionists 	●	●		○				●	●		●		●				○	●		✓			\$52,300	110
Emergency Medical Techs & Paramedics				○				●	●	●			●	●			○	●			✓		\$31,600	270
Family & General Practitioners 		●		○				●	●		●		●				●	●	✓				\$191,300	190
Health Specialties Teachers, Postsec 		○		○	○			●	●	○	●		●				○	●	✓				\$98,900	200
Internists, General 	●	●		○				●	●				●				●	●	✓				\$204,100	140
Licensed Practical & Licensed Vocational Nurses	●	○		○				●	●		●		●				○	●			✓		\$37,000	1,210
Med & Clinical Laboratory Technicians		●		○		●					●	○	●							✓			\$34,200	240
Med & Clinical Laboratory Technologists 		●		●		●		●	●		●	○	●							✓			\$53,400	200
Med & Health Services Managers 	●			○			●		●	●	●		●	●			○			✓			\$87,000	510

<http://explorer.dol.state.ga.us/gsipub/index.asp?docid=356>






















Georgia Department of Labor • Mark Butler, Commissioner

Equal Opportunity Employer/Program • Auxiliary Aids and Services Available upon Request to Individuals with Disabilities

GEORGIA'S STEM Careers to 2020

Science, Technology, Engineering, and Mathematics

Knowledge Understanding of principles and facts of subject matter ● full knowledge required ○ some knowledge required Education Typical education needed to enter an occupation  jobs involve work that produces products or services that protect or restore the environment or conserve natural resources.  jobs have faster than state average job growth, above state average wages, and have at least 100 annual openings.	Knowledge																Education				Occupational Characteristics				
	Administration and Management	Biology/Chemistry	Design/Bldg and Construction	Clerical/Customer and Personal Svc	Telecom/Communications and Media	Computers and Electronics	Economics and Accounting	Education and Training	Engineering and Technology	English Language	Law and Govt/Public Safety and Security	Mathematics	Mechanical/Production and Processing	Medicine and Dentistry	Personnel and Human Resources	Physics	Psychology/Sociology and Anthropology	Therapy/Counseling	Doctoral or Professional Degree	Master's Degree	Bachelor's Degree	HS Diploma/Some College/Assoc Degree	2012 Annual Wage	2010-20 Annual Openings	
Health Occupations (continued)																									
Med Records & Health Info Technicians				●						●													✓	\$33,700	190
Pharmacists 	●		○		●		●		●		●		●			○	●	✓						\$112,400	200
Pharmacy Technicians			●		●				●		●		●									✓		\$27,900	160
Physical Therapists 		○	○				●		●	●		●				○	●	✓						\$78,800	130
Physician Assistants 	●		○				●		●		●		●			●	●	✓						\$88,500	150
Radiologic Technologists & Technicians 			●		●		●		●		●		●		●							✓		\$51,200	300
Registered Nurses 	●		○				●		●	○	●		●			●	●					✓		\$63,200	3,330
Respiratory Therapists 	●		○				●		●		●	○	●		●	○						✓		\$51,100	180
Surgical Technologists		○	○				●		●	○		●				○						✓		\$38,900	130
Architecture Occupations																									
Architects, Exc Landscape & Naval 	●		●	○				●	●	●	●											✓		\$79,500	40
Architectural & Civil Drafters 			●	○		●		●	●	○	●											✓		\$52,900	20
Architectural & Engineering Managers 	●		○	○		●		●	●		●	○		●	●							✓		\$113,700	90
Landscape Architects 	●	○	●	○		●		●	●	○												✓		\$62,400	10
Social Science Occupations																									
Biological Science Teachers, Postsec		●			●		●		●		●							✓						\$64,800	40
Business Teachers, Postsec 	●		○	○		●		●		●						●		✓						\$85,200	120
Child, Family, & School Social Workers			●					●	○							●	●					✓		\$37,200	310
Clinical, Counseling, & School Psychologists 	●		●		●		●		●	●	●					●	●	✓						\$63,500	140
Computer Science Teachers, Postsec			○	○	●		●	●	●		●							✓						\$68,000	50
Directors, Religious Activities & Education	●		●				●		●	○				●		○						✓		\$58,000	90
Educational, Guidance, School, & Voc Counselors 	●		●		●		●		●		●					●	●	✓						\$56,600	270
Health Educators 	●		●	○			●		●		●					●	●					✓		\$70,200	120
Healthcare Social Workers 			○				●		●	●			●			●	●	✓						\$46,800	220
Judges, Magistrate Judges, & Magistrates	●		○						●	●						●		✓						\$93,400	40
Judicial Law Clerks	●		●						●	●								✓						\$38,800	80
Lawyers 	●		●		●	●		●		●				●				✓						\$137,700	690
Mathematical Science Teachers, Postsec			○		●		●		●		●							✓						\$59,700	60
Mental Health & Substance Abuse Social Workers			○				●		●	○						●	●					✓		\$45,000	50
Mental Health Counselors			●				●		●							●	●	✓						\$41,200	120
Paralegals & Legal Assistants 			●		●				●	●												✓		\$48,900	320
Probation Officers & Correctional Treatment Spec			●		●		●		●	●						●	●					✓		\$36,000	160
Rehabilitation Counselors	●		●		●		●		●							●	●	✓						\$40,100	60
Social & Human Service Assistants	●		●				●		●	●						●	●					✓		\$27,800	810
Substance Abuse & Behavioral Disorder Counselors	●		●				●		●	○						●	●					✓		\$38,600	60